

AUGUST 1992

# THE ROCKFINDER



Joyce Larson, Editor  
Michiana Gem & Mineral Society  
144 Spruce Drive  
Westville, IN 46391

**FIRST CLASS MAIL**

1992 Gem & Jewelry Exposition  
Century Center  
120 S. St. Joseph Street  
South Bend, Indiana  
Sept. 4, 5 and 6, 1992  
Hosted by: Michiana Gem & Mineral Society



MICHIANA GEM AND MINERAL SOCIETY

1992 Board of Directors

President.....Margaret Heinek	7091 E. East Park Ln., New Carlisle, IN 46556
Vice Pres.....Bob Miller	1106 Clayton Dr., So. Bend, IN 46614
Secretary.....Pam Rubenstein	1316 Catherwood Dr., So. Bend, IN 46614
Treasurer.....Sister Jeanne Finske	Lourdes Hall, St. Mary's College Notre Dame, IN 46556
Liaison.....Paul Godollei	1910 Ribourde Dr., So. Bend, IN 46628
Past Pres.....James Russell	27911 North St., No. Liberty, IN 46554

Committee Chairpersons

Program.....Bob Miller	1106 Clayton Dr., So. Bend, IN 46614
Hospitality....Irene Ungurait	1267 Kinyon Dr., So. Bend, IN 46616
Educational....Gordon Dobecki	11900 Laughlin St., Mishawaka, IN 46544
Librarian.....Paul Godollei	1910 Ribourde Dr., So. Bend, IN 46628
Historian.....Bess Wise	1513 Clarendon Ave., Niles, MI 49120
Sunshine.....Kathy Miller	1106 Clayton Dr., So. Bend, IN 46614
Scholarship	
Display.....Mary Miller	451 S. Illinois St., So. Bend, IN 46619
Publicity.....Dawn Cytacki	1606 E. Madison St., So. Bend, IN 46617
Membership....Members - and Board of Directors	

The MICHIANA GEM AND MINERAL SOCIETY, a non-profit organization, is affiliated with the MIDWEST FEDERATION OF MINERALOGICAL AND GEOLOGICAL SOCIETIES and with the AMERICAN FEDERATION OF MINERALOGICAL SOCIETIES.

Regular Meetings

Time: 2:00 p.m. EST	Place: Westminster Presbyterian Church
Fourth Sunday of each month	1501 W. Cleveland Road
June - Field Trip meeting	South Bend, IN
July - No meeting	West of the St. Joseph River
August - Annual Club Picnic	
December - Date to be announced	
Christmas Party	

Dues

Individual	\$ 6.50 per year
Family	10.00 per year
Junior	2.00 per year

Rockfinder Staff

Editor.....Joyce Larson	144 Spruce Drive, Westville, IN 46391
Co-Editor.....Margaret Heinek	7091 E. East Park Ln., New Carlisle, IN 46552
Staff.....Bob Heinek/Club Members	

All contributions for publication should be in the hands of the Editor (219-785-4382) by the 10th of each month.

Permission is hereby granted to reprint, at any time, items published in the ROCKFINDER provided due recognition is given.

# THE ROCKFINDER

VOLUME 32

NUMBER - 8

PUBLISHED BY: MICHIANA GEM AND MINERAL SOCIETY

AUGUST 1992  
SOUTH BEND, IN

.....OUR SHOW IS JUST A FEW WEEKS OFF!!!.....

Club Members - We need your help at our annual show on September 4, 5 and 6th. You can help at the club booth, kiddie wheel, silent auction or at the door. If you were not at the club picnic last Sunday to sign up for one of these areas, come to the show and we will find a spot for you. WE ALSO NEED DISPLAYS FROM ALL. Contact Margaret at 654-3673 so she can arrange a place for you, and those "special" specimens!

SEE YOU AT THE SHOW !!!!!!!!!!!!!!!!

\*\*\*\*\*

And, now to catch up...

### HAPPY BELATED JULY BIRTHDAYS

- 9 - Katie Biek
- 12 - Fred Niebauer
- 14 - Joyce Darrow
- Dewey Hassler
- 21 - Mary Etta Miller
- 23 - Scott Zeiger
- 26 - Paul Godollei
- 28 - Pat McLaughlin



### HAPPY AUGUST BIRTHDAYS

- 1 - Robin Miller
- 1 - Sherry Russell
- 1 - Paul Kassarda
- 4 - Viola Robinson
- 12 - Chris Shoemaker
- 12 - Rosita Klodzinski
- 13 - Todd Miller
- 15 - Eugene Fashbaugh
- 19 - Del Miller
- 21 - Larry Hess
- 22 - Dawn Cytacki
- 22 - William Stodden
- 24 - Jo Kytta
- 26 - Pauline Kelsheimer
- 26 - Sister Georgia Costin
- 27 - Phyllis Smallwood

### ANNIVERSARIES

- 20 - Dewey & Nina Hassler
- 31 - Margaret & Bob Heinek

With the new members we have I am certain my list of birthdays and anniversaries is incomplete. If your special days are being missed, please let me know. First chance I get, I'll start checking members against the dates I do have.

### ANNIVERSARIES

- 4 - Ed & Marsha Miller

\*\*\*\*\*

Birthstones for July & August: Ruby for July and Peridot & Sardonyx for August

\*\*\*\*\*

Any real change implies the breakup of the world as one has always known it, the loss of all that gave one identity--the end of safety! Yet, it is only when a man is able, without any self-pity, to surrender a dream he has long possessed that he is set free.

### WHERE HAS THE SUMMER GONE?

What a strange season this 1992 summer has been. Walked outside this morning at 6:00 a.m. and saw my breath - on August 4th???

ATTENTION

Sorry so many members missed the picnic. Missed you all!

Now we must get ready for our show. We need help in the club booth, let Bob Heinek know when you will work (654-3673): Kathy Miller (291-0332) will need help at the door, call her: Silent Auction, Bob Heinek (654-3673): Kiddies wheel, Jessie Zeiger (259-5944). Set-up, Friday morning 8:00 a.m. Margaret Heinek or Bill Crull (272-7209). We will need help when it is time to clean up and take-down on Sunday evening. Many hands make the job easier.

If you have donations for the "Kiddies Wheel", let us know what you have. We will need good items for the Silent Auction also. I have been asked by members if they will be able to sell items at the club booth, or silent auction: Yes, if you have some good items, and it does not conflict with our dealer's wares, and prices. The club will keep 20%, so make sure you set your price high enough to include this.

Now for the serious part, we need displays. If you do not have a case, and I think most of you do, we will have some for loan. But you must let me know you will require one or two of the cases we have in storage. They are 4' x 2' x 8" (5" at the front). They will require some sort of liner. When you know you want a case, I will tell you the correct size for liners. Let's make this a really good show.

The club will have a bus trip on Sunday, October 4th, to the Eddy Geology Center, Chelsea, Michigan. We will leave South Bend about 6:30 a.m. (Indiana time). I know it is early, but Michigan is one hour earlier than we are here in Indiana. We should be home about 7:00 p.m. That weekend is the Center's Art Fair and they will have programs, demonstrations, work shops, swap and sell, and geology hikes.

The club will pick up some of the bus fare. But we ask that you help at the show to insure that we make money to help with your share. Plan on "brown-bagging" lunch, and we will stop for supper on the way home. I must have some idea of how many we will have in the bus, so it will be large enough to accomodate all that would like to go. When I called, the bus company said they were almost out of busses. I did make arrangements for that day, so make sure you keep the date open. Remember, if you work at the show, some of your bus fare will be taken care of by the club.

On Friday night, at 7 p.m. after the show closes, we will have a get-together with the dealers and our members, in the room just off the display floor. The room was called Purple Room, but is now The Pointe. There will be a cheese and fruit snack tray.

I will see you there - *Margaret*

\*\*\*\*\*

HOW TO PRESERVE A NEWSPAPER CLIPPING:

Dissolve a milk of magnesia tablet in a quart of club soda. Pour into a pan large enough to accomodate the flattened newspaper. Soak clipping for an hour, remove and pat dry. Estimated life -- 200 years!

(-via The Conglomerate, Rock Tablet and The Drift)

If you growl all day, it's only natural you'll feel dog-tired at night!

(-via The Petrified Digest)

\*\*\*\*\*

"A Rockhound is the only person who is happy when down in the dumps!"

(-via Beehive Buzzer)

I'M NOT OLD . . . . JUST MATURE!

Today at the drugstore, the clerk  
 was a gent,  
 From my purchase, this chap took  
 off ten percent.  
 I asked for the cause of a lesser  
 amount,  
 And he answered, "Because of the  
 Senior's Discount."  
 I went to McDonald's for a burger  
 and fries,  
 And there once again got quite a  
 surprise.  
 The clerk poured some coffee which  
 he handed to me,  
 He said, "For you Seniors, the  
 coffee is free".  
 Understand...I'm not old.. I'm  
 merely mature,  
 But some things are changing,  
 temporarily, I'm sure.  
 The newspaper print gets smaller  
 each day,  
 And people speak softer..can't  
 hear what they say.  
 The gold in my hair has been  
 bleached by the sun,  
 You should see all the damage  
 that chlorine has done.  
 Washing my hair has turned it  
 all white,  
 But don't call it gray...saying  
 "blonde" is just right.  
 My car is all paid for...not  
 a nickel is owed,  
 Yet a kid yells "Old Duffer..  
 get off the road!"  
 My car has no scratches...not  
 even a dent,  
 Still I get all that guff from  
 a punk who's "Hell Bent."  
 My friends all get older...  
 much faster than me,  
 They seem much more wrinkled  
 from what I can see,  
 I've got "character lines",  
 not wrinkles, for sure.  
 But don't call me old...just  
 call me mature.

The steps in the houses they are  
 building today,  
 are so high that they take your  
 breath away.

And the streets are so much steeper  
 than 10 years ago,  
 That should explain why my walking  
 is slow.  
 But I'm keeping up on what's hip and  
 what's new.  
 And I think I can still dance a mean  
 boogaloo.  
 I'm still in the running...in this  
 I'm secure,  
 I'm not really old...I'm only mature.

(-taken from a Senior Citizens Bulletin  
 and sent to Chiasto-Hi-Lites by Diane  
 Dare; her mother gave it to her.  
 Contributed by Letha White)

\*\*\*\*\*

HOW IMPORTANT IS ONE VOTE?

In 1645, one vote gave Oliver Cromwell  
 control over England.

In 1649, one vote caused Charles I of  
 England to be executed.

In 1776, one vote gave America the  
 English language instead of German.

In 1845, one vote brought Texas into  
 the Union.

In 1868, one vote saved President An-  
 drew Johnson from impeachment.

In 1875, one vote changed France from  
 a monarchy to a republic.

In 1876, one vote gave Rutherford B.  
 Hayes the Presidency of the U.S.

In 1923, one vote gave Adolf Hitler lea-  
 dership of the Nazi Party.

In 1941, one vote saved Selective Ser-  
 vice---just weeks before Pearl Harbor  
 was attacked.

Since the elections will be coming up  
 and many are known to say that their  
 "one" vote doesn't mean anything,  
 we thought this might be worth printing.

(-via Chiasto-Hi-Lites)

\*\*\*\*\*



DINOSAUR EMBRYO FOUND IN FOSSIL EGG

The oldest dinosaur egg yet found in the northern hemisphere appears to contain a tiny fossilized embryo says Utah scientist who headed the discovery team.

CAT scans performed on the egg by the three different hospitals reveal an object about an inch and a half long that is almost certainly the fossil remains of a dinosaur embryo just a few days old, says Wade E. Miller, a geologist at Brigham Young University.

Other dinosaur eggs with embryos inside have been found, but this one from Utah's Cleveland-Lloyd Dinosaur Quarry is older than most. The egg, which probably came from an allosaurus, a large meat-eating dinosaur, about 150 million years ago, is twice as old as most other eggs found in the northern hemisphere. Because the egg is so well preserved, Miller speculates that it was still inside the mother when she died.

(-via The Petrified Digest, International Wildlife & The Rock Rattler)

HOBBY HINT:

Candle your Montana Agates just as you would eggs. Punch a small hole in the bottom of a two-pound coffee can. Turn it upside down and place a light inside. It is surprising how the light coming through the hole will show the dendrites. This saves cutting time.

(-via Burro Express & The Petrified Digest)

\*\*\*\*\*

A GEM OF AN IDEA:

If small tools that you keep in the glove compartment or under the seat of your rig rattle your nerves, keep them in those wornout socks you were going to throw away. (Also could be used to carry or pad small rocks!)

(-via MGAGS & Rocky Reader & Rock Pickings)

ABALONE

The colors occurring on the inside of abalone shells arise from the interference of light waves by the laminations of nacre deposited by the abalone. The unattractive outer layer of the shell can be removed with nitric acid. After removal, the inside and outside of the shell will be similar in appearance. Nitric acid is very toxic. It should not be used indoors. When used outdoors, the work should be done so that the fumes are blown away from you. Wear rubber gloves. Apply the acid with a stick that has been pounded into a brush. To stop local action of the acid, dab the spot with household ammonia. To stop all of the acid's action, wash the entire shell with household ammonia, and then with clear water.

(-via Mineralog, Pegmatite and CFMS Newsletter)

\*\*\*\*\*

MONTANA AGATE

It has always been a mystery how the peculiar scenes got inside a rock as hard as agate. It is the claim of geologists that the little spots were caused by infinitely minute seams or fissures in the softer parts of the rock being filled with metallic oxides when the world was young. These oxides make four different colors that form in the various combinations of colors when blended together, or appear in single colors in each rock.

The red color is oxide of iron, the black is oxide of manganese, the green is oxide of copper, and the blue is oxide of nickel. This theory has been elaborated by the use of high powered microscopes which show the tracings of little canals closed so that the naked eye could not detect it, but the oxides remained staining the rock in wonderful designs.

continued - page 5.....





WHAT IS AMBER?

Not a stump of the amber tree remains today. Enough of its parts (cones, needles, bark, etc.) have been preserved in its own resin to earn it a scientific name, "Pinus Succinifera", the amber bearing pine.

It was an enormous tree, perhaps 100 feet high, evidenced by hunks of amber that have been found weighing up to 15 kilograms (approx. 33 lbs.)

It was when trees were damaged by wind or disease the resin dropped down on the bark and spread across the forest floor. Engulfed insects were so perfectly preserved even the hairs on legs of a fly can be seen under a microscope. Amber is not only classified as a fossil, but also as an organic gem.

(-via Slabs & Cabs, Rockpile, Napa Gems and Gem Time)

\*\*\*\*\*

TOURMALINE: The only word in the English language that contains ten letters -- all different and having all five vowels.

(-via 3M Rockhound News & Rock Rustler's News)

\*\*\*\*\*

If all the gold were extracted from the Atlantic Ocean, every man, woman and child in St. Louis could get \$5 million a week for life. There is one gram of gold per ton of water.

(-via Osage Hills Gems)

\*\*\*\*\*

To remove decals from windows, bumpers and RV exteriors, soak them for a few minutes with vinegar. They will come right off.

(-via Color Country Chips & The Rock Rattler)

A 5 yr. old girl was taken to church for the first time. As she walked out of the church with her parents, the preacher stopped her and asked how she like church. "I like the music okay," she said, "but the commercial was too long!!"

(-via Gem Time, Osage Gems and Burro Express)

HINTS & TIPS

When making an irregular shaped cabochon, such as a heart, that cannot be fully cut or polished at the wheel, finish cutting with a carborundum stick. Sand with silicon carbide cloth wrapped around a popsicle stick. Unless the crevice is very deep, it will polish on a leather buff.

To tell the difference between chrome and nickel plating, blow on it. If the moisture clears without iridescence it is chrome. If it leaves a rainbow, it is nickel.

Bola cord worn out? When you are putting bola tips on cords, use Elmer's Glue. When the cord wears out, by soaking in water, the tips come off easily and can be used again.

So you think you have Jade:

1. If a small chip is knocked off at the end of the suspected rock, the freshly broken surface should NOT sparkle in the sun. If it sparkles or glitters, it is not jade.
2. If you can scratch it with a knife point, it is not jade.
3. It should be much heavier than a common rock of similar size.
4. Tap the specimen lightly with the point of your hammer. If a small moon shaped fracture shows up, it may be agate or jasper but not jade!

(-via many publications and the SCFMS Newsletter)

\*\*\*\*\*

PHYSICAL FITNESS PROGRAM: Who needs a physical fitness program? Most of us get enough exercise jumping to conclusions, flying off the handle, knifing friends in the back, dodging responsibility, bending rules, running down everything, circulating rumors, passing the buck, stirring up trouble, sawing logs, shooting the bull, polishing the apple, digging up dirt, slinging mud, throwing our weight around, and beating the system. WHEW!

(-via Donna Anderson, The G. I. Nugget)



A SOLUTION TO A MUSTY PROBLEM:

How many times the trip to a bookstore is a disappointment. The volumes or periodicals wanted are too musty to consider purchasing. The smell alone is a strong deterrent -- and to one with allergies, an impossibility. But there is a way to rid books and magazines of this disagreeable odor. One that is easy and inexpensive. I recently acquired some very early MINERALOGICAL RECORDS which were sold very cheap because they were so musty they were virtually impossible to hold and read. After treatment, they have been read from cover to cover and now reside with the other volumes in my collection. Place in one end of a box that is larger than the material to be deodorized, several handfuls of untreated charcoal briquettes. Wedge open the books or magazines here and there with something that air may circulate. Twigs work well! Place a rolled up newspaper between your valued items and the briquettes...being sure there is room for plenty of air movement. Close the box and wrap tightly in a plastic bag, and leave it alone, for as long as 3 to 4 weeks, if necessary. It works! Try it!

(-via The Glacial Drifter, Mineral Newsletter, Rock Buster News & G.I. Nugget)

\*\*\*\*\*

I look forward to obtaining the "Mineral" stamps in September to use on our publication. This month's special at the Post Office is a sheet of 50 Wildflower Stamps. Each is different, very colorful and attractive.

In our local newspaper I found this article on State Flowers and thought the article along with the stamps would be an interesting combination.





































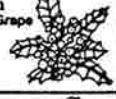













Gems of a different kind and I wish the article could be printed as brightly as the stamps are.

\*\*\*\*\*

2 NEW EXCHANGE BULLETINS:

Beehive Buzzer  
360 5th St.  
Ogden, Utah 84402  
Leora Alexander/Editor

Mid-Georgia Gem Clips  
Rte 1, Box 281A  
Butler, Georgia 31006  
Howard H. Binkley/Editor

State Flowers				
Where does your state flower grow? Look and see! Does it grow as a flower, shrub or tree?				
Alabama Carnelia Shrub 	Alaska Forget- Me-Not Flower 	Arizona Saguaro Cactus Tree 	Arkansas Apple Blossom Tree 	California Golden Poppy Flower 
Colorado Rocky Mountain Columbine Flower 	Connecticut Mountain Laurel Shrub 	Delaware Peach Blossom Tree 	Florida Orange Blossom Tree 	Georgia Cherokee Rose Shrub 
Hawaii Hibiscus Shrub 	Idaho Mock Orange Shrub 	Illinois Native Violet Flower 	Indiana Peony Flower 	Iowa Wild Rose Shrub 
Kansas Native Sunflower Flower 	Kentucky Goldenrod Flower 	Louisiana Magnolia Tree 	Maine White Pine Cone and Tassel Tree 	Maryland Black-eyed Susan Flower 
Massachusetts Mayflower Flower 	Michigan Apple Blossom Tree 	Minnesota Pink and White Lady Slipper Flower 	Mississippi Magnolia Tree 	Missouri Hawthorn Tree 
Montana Bitterroot Flower 	Nebraska Goldenrod Flower 	Nevada Mountain Sagebrush Shrub 	New Hampshire Purple Lilac Flower 	New Jersey Purple Violet Flower 
New Mexico Yucca Flower 	New York Rose Shrub 	North Carolina Dogwood Tree 	North Dakota Wild Prairie Rose Shrub 	Ohio Scarlet Carnation Flower 
Oklahoma Mistletoe Shrub 	Oregon Oregon Grape Shrub 	Pennsylvania Mountain Laurel Shrub 	Rhode Island Violet Flower 	South Carolina Yellow Jasmine Shrub 
South Dakota Pasque Flower Flower 	Tennessee Iris Flower 	Texas Bluebonnet Flower 	Utah Sego Lily Flower 	Vermont Red Clover Flower 
Virginia Dogwood Tree 	Washington Western Rhododendron Shrub 	West Virginia Rhododendron Shrub 	Wisconsin Wood Violet Flower 	Wyoming Indian Paintbrush Flower 

SHOWTIME

SEPT. 4, 5 & 6

Michiana Gem & Mineral Society  
Century Center  
South Bend, Indiana

Sept. 4, 5 & 6

International Gem & Jewelry Show  
O'Hare Expo Center  
Chicago, Illinois

Sept. 11, 12 & 13

Muskegon County Rock & Mineral Assoc.  
2950 McCracken Ave.  
Muskegon, Michigan

Sept. 11, 12 & 13

500 Earth Sciences Club  
Hancock County Fairgrounds  
Indianapolis, Indiana

Sept. 11, 12 & 13

Toledo Gem & Rockhound Club  
Masonic Complex  
4645 Heatherdowns Blvd.  
Toledo, Ohio

Sept. 18 & 19

Tulip City Gem & Mineral Club  
150 W. 8th St. Holland Civic Ctr.  
Holland, Michigan

Sept. 18, 19 & 20

International Gem & Jewelry Show  
1-X Center, 4601 N. Park Avenue  
Cleveland, Ohio

Sept. 20

Greater Oak Lawn Diggers Club  
Community Pavilion, 9401 Oak Park Ave.  
Oaklawn, Illinois

Sept. 20 & 21

Northwest Illinois Rock Club  
Lincoln Mall  
Freeport, Illinois

Sept. 26 & 27

Elgin Rock & Mineral Society  
Hemmens Exhibition Hall  
150 Dexter Court  
Elgin, Illinois

Oct. 10 & 11
















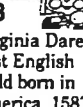





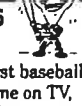

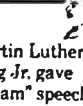

Blackhawk GMS  
420 18th Street  
Rock Island, Illinois

Oct. 17 & 18

Three Rivers Gem & Mineral Society  
Allen County Fairgrounds  
2726 Carroll Road  
Fort Wayne, Indiana

\*\*\*\*\*

# August

Sunday	Monday	Tuesday	Wednesday	Thursday	Friday	Saturday
2  Declaration of Independence signed, 1776	3  Columbus left Spain on first trip, 1492	4  Department of Energy created, 1977	5  Cornerstone of Statue of Liberty laid, 1884	6  Gertrude Ederle is first woman to swim English Channel, 1926	7  Department of War established, 1789	1 Colorado became 38th state, 1876 8 Princess Beatrice of England born, 1868
9  Whitney Houston born, 1963	10  Missouri became 24th state, 1821	11  August flower is poppy	12  First police in America formed, 1658	13  Berlin Wall erected, 1961	14  World War II ended, 1945	15  Panama Canal officially opened, 1908
16  Elvis Presley died, 1977	17  Davy Crockett born, 1786	18  Virginia Dare, first English child born in America, 1587	19  Orville Wright born, 1871	20  Dial telephone patented, 1896	21  Hawaii became 50th state, 1959	22  First steamship crossed Atlantic, 1819
23 August birthstone is peridot 30 First flight of space shuttle Discovery, 1984	24 Amelia Earhart flew across U.S., 1932 31 U.S. Open Tennis Championships begin	25  Byrd began Antarctic expedition, 1928	26  First baseball game on TV, 1939	27  President Lyndon Johnson born, 1908	28  Martin Luther King Jr. gave "dream" speech, 1963	29  Michael Jackson born, 1959

TIPS FOR PREPARING A DISPLAY CASE

The following article is from the Shawmish Roktawk and Escomo and seemed to be appropriate as some of our club members prepare for our Labor Day weekend show:

SHOWMANSHIP - is showing off your collection and creating an educational exhibit which could be the highlight of your hobby.

CLEANLINESS - Your exhibit should be neat...clean fingerprints from your specimens. Fold scotch tape or masking tape around your fingers to pick up the loose lint or dust from your case liner.

BACKGROUND - Try to display your items on material that will be as inconspicuous as possible. Devote time to background and risers to keep the viewer's eyes on the subject of the display.

1. Do not use satin as it reflects too much light.
2. Patterned material detracts from the display.
3. Do not gather, pleat, or ruffle the background fabric.
4. Good colors are light gray, beige, or pastels.
5. Use velvet for real fine jewelry.
6. Dark materials would be good for light-colored specimens... but not with dark-colored items. Light gray tone or blue is very good as a background and will set off tints as well as shades. The palest pinks look richer on the blues. Black snowflake obsidian is dramatic on blue.

Lighting above flat cases or inside the upright cases will show off your case to best advantage without too many shadows.

Styrofoam is suitable for risers. Cover carefully with background material using pins to fasten the fabric into the foam. I find I can use cardboard on the boxing under the fabric to hide the pins and make a neat edge. We use "foam-board" as the base, sides and back of our cases. This is still enough to stand without warping and not too bulky. Foamboard can be purchased at art stores or at book stores in various sizes.

Arrangement is important...fine gems or specimens scattered hit and miss distract from one another because they make the eyes jump. Your eyes are trained to read in a straight line, or follow a graceful curved line. Specimens can be arranged in curves, ovals, or a pleasing design...as long as they are uncluttered. Give plenty of room to your prized specimens. Overcrowding makes the mind and eye want to pass up a "muddle".

Large or heavy items should be at the back and not all on one side. Focus on your most spectacular item toward the center. Smaller items will be best toward the front. As you try to balance your case, remember that bright colors strike the eye first.

Labels are important in identifying your display. If all items are one stone from one area, one label is sufficient. If you use labels for each item, make them all the same size and of material heavy enough not to curl in the heat. Typewritten labels are better than handwritten as they are easier to read.

If you enter an exhibit into competition, remember that you are not competing against anyone but yourself. When a case is judged you are judged on your workmanship, quality, showmanship, labeling, variety of materials shown, at the variation of your work, and

(continued page 10)

TIPS FOR PREPARING A DISPLAY CASE, CONTINUED FROM PAGE 9.....

educational value plus a few others such as specimen preparation and orientation. The judges give you points on a 1 to 100 scale for each area and then they are totalled and compared with the judges. The average of the judges scores determine the total score of your exhibit. The top score is the one that receives the trophy and others receive second or third place ribbons.

Putting a case into competition is an experience. It is a lot of work but it is worth it if you should happen to receive the top points.

Whether you put a case into competition or just in the general viewing section, be sure to change your display from year to year and not put the same exhibit in each year. People remember seeing the same exhibits from year to year and wonder if we know about other things.

If you don't know how to make a display to exhibit your work, ask around as there are those who would be glad to offer help and suggestions to you. It is always the first step that is the hardest because once you have done it, then it is easier the next time.

\*\*\*\*\*

Man is known to have two ends...  
one with which he plans with  
and one on which he sits.



HEADS HE WINS.....

Success depends on which one  
he chooses.....

TAILS HE LOSES ! ! ! ! !

(-via Gem Time)

\*\*\*\*\*

I'M FINE

There's nothing whatever the matter with me, I'm just as healthy as I can be. I have arthritis in both my knees, and when I talk, I speak with a wheeze. My pulse is weak and my blood is thin, but I'm awfully well for the shape I'm in.

I think my liver is out of whack and I have a terrible pain in my back. My hearing's poor, and my sight is dim. Most everything seems to be out of trim. The way I stagger sure is a crime, I'm likely to fall at any time, But I'm awfully well for the shape I'm in.

I have arch supports for both my feet or I wouldn't be able to walk down the street. Complexion's bad due to my dry skin, but all things considered, I'm fine for the shape I'm in!

Dentures drive me crazy, I'm restless at night, and in the morning, I sure am a sight. Memory's failing, head's in a spin, I'm practically living on aspirin. But I'm awfully well for the shape I'm in.

But the moral is, as this tale I unfold, that for you and me, who are growing old, it's better to say, "I'm fine", with a grin, than to tell everyone of the shape we are in!  
(-via Mastodon Tracks - author unknown)